

SEPARATING AND DISPOSING GARBAGE IN KAMOGAWA CITY

Archive Version

Issued on February 2025



USE DESIGNATED BAGS AND PROPERLY SEPARATE YOUR GARBAGE

Charge for combustible garbage (beneficiary payment system) ~ Garbage reduction and recycling = Toward a resource recycling society

Designated Bags	Waste Categories	Collection Days (refer to your calendar and write the days below)	Examples	Disposal Guidelines
BURNABLE WASTE	① BURNABLE Kitchen waste, waste paper, plastic, rubber, shell, etc. FEES APPLY	EVERY WEEK [] AND []		<ul style="list-style-type: none"> Please cut grass, branches, etc. into pieces less than 50 cm in length and less than 10 cm thick. Compost grass, twigs, and kitchen scraps as much as possible. Do not throw with recyclable and non-burnable garbage. Drain water from kitchen waste. Dispose of cooking oil by soaking it in napkins or chemically solidifying it. Clean soiled diapers before disposing them. Cut rope and vinyl hose into 50 cm pieces before throwing. Cut sheets into 50 cm. square pieces. Files, albums, etc. should be removed and put out with the metals.
NONBURNABLE WASTE	② METAL Cooking supplies, electric devices, scissors, wire, razors, hangers, umbrella frames, lighters, electric thermometers ③ GLASS • CERAMICS Glass, cups, light bulbs, glasses, mirrors, plates, vases, flowerpots, cosmetic containers, etc. ④ HAZARDOUS Fluorescent lights, thermometers, mercury lamps, etc.	The 2nd and 4th [] The 2nd and 4th []		<ul style="list-style-type: none"> Wrap sharp metal objects (scissors, knives, razors) in paper, write the contents. Make sure there is no gas left in any lighters before throwing. Remove batteries from electronic appliances. Remove vinyl from umbrellas and throw out with burnable. Paint or spray cans should be empty and washed before disposing. Dispose of fluorescent lights as hazardous waste. Broken glass and other dangerous objects should be wrapped in paper. Write the contents on the paper. Stone bath mats (that contain asbestos): contact the store where you bought them. Dispose of fluorescent lights to stick out if they cannot fit in the bag. Be sure to seal the bag. Dispose of fluorescent lights in the container they originally came in with. This will reduce breakage.
RECYCLABLE WASTE	⑤ CANS Drink cans, food cans, spray cans, seasoning cans, gas canisters, etc. ⑥ BOTTLES Drink, food, and seasoning bottles, etc. ⑦ PET BOTTLES Drink bottles, Seasoning bottles (as long as there is no oil) ⑧ BATTERIES Alkaline batteries, manganese batteries, rechargeable batteries, lithium batteries	The 1st, 3rd, and 5th [] The 1st and 3rd [] On the [] and [] Wednesday The 2nd and 4th []		<ul style="list-style-type: none"> Remove contents, rinse, and crush before throwing out There is no need to separate aluminum and steel cans – you can put them in the same bag Please release gas from spray cans before disposing them Dispose of the cap separately (burnable or metal) Remove the contents and rinse Cosmetic bottles are to be disposed of with glass and ceramics. Consult with the store of purchase regarding medicine bins Cover broken bins or glass with paper, dispose with glass and ceramics Only recycle bottles with the "PET" mark Remove the cap, drain contents, and rinse bottles before recycling. Dispose of plastics with the "プラ" mark as burnable waste Dirty or stained bottles are considered burnable. Please dispose of alkaline, manganese, and rechargeable batteries. (Mobile batteries, electronic cigarettes, and wireless earphones are acceptable) There are battery disposal boxes available at City Hall, Fureai Center, Community Centers, and Branch Offices
SECURELY TIE WITH CORD	⑨ PAPER Newspaper, magazines, cardboard, paper drink packs, miscellaneous paper ⑩ CLOTH Clothes, sheets, towel blankets ⑪ WHITE TRAYS AND STYROFOAMS The trays used in packing meat, fish, and vegetables, styrofoams	On the [] and [] Wednesday The 2nd and 4th []		<ul style="list-style-type: none"> Separate each type of paper and tie securely with cord. Group notices and advertisements with newspaper Wet paper cannot be recycled. On rainy days, put paper in a designated recycling bag or wait for the next collection day. Paper packs with silver lining are burnable waste You can leave the staples on paper Fold, stack, and tie the items with a cord Clothes cannot be recycled when wet. On rainy days, put paper in a designated recycling bag or wait for the next collection day. Futons, blankets, and carpets must be disposed of as oversized garbage Innerwear, underwear, and socks are disposed with burnable garbage Remove labels and wash before disposing Large items should be stacked and secured with cord. Use a designated garbage bag for smaller items Do not tear the tray to pieces Be sure that the trays will not be blown around by the wind on collection day Stained trays are to be disposed with burnable garbage
RESERVATION SYSTEM	⑫ OVERSIZED Household electronics, furniture, bicycles, etc. (For a specific list, see the backside of the handout) FEES APPLY	EVERY WEEK [] (Excluding the 5th [])		<ul style="list-style-type: none"> Please see the "Oversized Waste" part on the next page Televisions, refrigerators, washing machines, air conditioners, computers, machines, and small appliances using fluorocarbon will not be collected by the city. (See back page for more details) Even if it is written on the back page, items that can fit into designated 20L non-burnable garbage bags excluding sheets and beddings, will be collected.

- Segregate and use the designated bag for garbage, and place trash on collection location by no later than 8:30 am.
- Try to keep collection location clean and clear from stray garbage.
- It is illegal to burn trash on any property in Kamogawa City.
- Always seal your garbage and recycling bags tightly.
- Do not bring any garbage from outside Kamogawa City.

Types of Garbage bags

- Please use the designated bags by referring to "USE DESIGNATED BAGS AND PROPERLY SEPARATE YOUR GARBAGE".
- Follow the proper steps when disposing of nonburnable garbage and recyclables.
- The designated bags for the burnable garbage have a certificate stamp on it, so put them out directly to the collection location.
- Nonburnable waste and recyclables are charged only for the bag fee.

BURNABLE (RED) 45L/20L	NONBURNABLE (YELLOW) 20L	RECYCLABLES (GREEN) 45L/20L
<p>燃やせるごみ用</p> <p>この袋で出せるもの 台所ごみ・紙くず・ゴム類 草・プラスチック類 など</p> <p>鴨川市</p>	<p>燃やせないごみ用</p> <p>1 ガラス・セトモノ類 2 金属類 3 有害ごみ</p> <p>鴨川市</p>	<p>資源ごみ用</p> <p>1 空カン 2 空ビン 3 ペットボトル 4 乾電池</p> <p>鴨川市</p>

Garbage Reduction

- Take time to properly sort nonburnable and recyclables from burnable waste. Let's reduce burnable waste.
- Drain water from raw garbage and turn it into compost material when possible.
- Do your best to finish all of your food and reduce food waste.

DISPOSING RECYCLABLES

CANS

Wash the inside of the can and then crush.

BOTTLES

Remove the cap. (Dispose the cap with burnable garbage or metal)
Wash the inside of the bin.

PET BOTTLES

Remove the sap, seal, remove the content then wash the inside.
Crush it with your foot.
Pet bottle caps are being recycled; the collection location is the same with batteries.

BATTERIES

1. Use designated bag before disposing
2. Dispose in battery boxes located in some city facilities.
*Remove from bag and put in the box.
(Battery box locations: City Hall, Amatsu-Kominato Branch Office, Branch Offices, Community Centers, Fureai Center)
**Not available on days the facilities are closed.

NEWSPAPERS

Stack and tie with a string. (Stacks should be no more than 40 cm high)

CARDBOARD

Open and flatten completely.
Stack and tie with string.

MAGAZINES

Stack and tie with a string. (Stacks should be no more than 40 cm high)

DRINK CARTONS

Wash, Cut, Stack and tie with string. Let dry.

MISCELLANEOUS PAPER (RECYCLED PAPER)

Snack boxes, empty tissue boxes, wrapping paper, paper core of toilet papers, paper packaging of canned beverages, flyers or pamphlets, note, clothing pattern. (Remove veneers and silver/metal linings)
Stack and tie with string. Smaller items can be put in a paper bag and tied.

CLOTHES

All buttons and fasteners can be left attached. Pile items and tie with string. Try to keep it clean and dry (otherwise it won't be recycled)

WHITE TRAYS/STYROFOAMS

Remove labels then wash. Let dry.
Stack and tie. If it cannot be stacked, use and put in the bag for recycled waste.

TRANSPARENT EGG PACKS / PS LABELED PACKS AND LIDS

Remove seal and wash before recycling. (If seal won't come off, cut with scissors)
(Recycle Boxes located at: City Hall, Amatsu-Kominato Branch Office, Branch Offices, Community Centers, and Fureai Center)

OVERSIZED WASTE

PHONE RESERVATION

Give your name, address, phone number, oversized item, collection location. After that, you will receive a reservation number.
Tel : 04-7093-5300
Reception Time:
8:30 am to 5:15 pm
(Closed on weekends, holidays, and new year holidays)
Please call by Tuesday of any week. (Excluding 5th of the week)

PURCHASE TICKET

500 yen per Item
500円
Go to one of the facilities included under "TICKET VENDORS", give your reservation number, and pay for the ticket.

PUT OUT ITEMS AT COLLECTION LOCATION

Put the ticket stickers on the oversized waste, place them on the location by 8:30 am on that day.

COLLECTION

Personnel will collect your oversized waste.

TICKET VENDORS

Kamogawa City Hall's Environment Division, Amatsu - Kominato Branch Office, Fureai Center, Emi Branch Office, Yoshio Branch Office, Kominato Branch Office, Post Offices (Maebara, Tojo, Tabara, Nagasa, Kozuka, Futomi, and Soro)
* Tickets are non-refundable. Be sure to order right amounts of tickets. * If you miss the pick-up time, have it collected on the next pick-up day. Be sure to call the Kamogawa Garbage Center
* If you have a large amount of waste due to moving or, etc. or business-related waste, please bring it in yourself or ask a city-licensed contractor to do so. (List is on the reverse side)

QUESTIONS

Kamogawa Garbage Center Tel: **04-7093-5300**
8:30 am to 5:15 pm (Closed on weekends, holidays, and new year holidays)

ITEMS HANDLED AS OVERSIZED GARBAGE

In alphabetical order

Listed items (except for sheets and beddings) that fits inside a 20L nonburnable garbage bag will still be collected. Properly sort and dispose of them.

ITEM	Calculation for 1 item	ITEM	Calculation for 1 item	ITEM	Calculation for 1 item
Accordian-type curtain	1 ticket per unit	Fan	1 ticket per unit	Rice cooker	1 ticket per unit
Air purifier (w/o freon gas)	1 ticket per unit	Fax machine	1 ticket per unit	Rice keeper/jar	1 ticket per unit
Amplifier	1 ticket per unit	Figure/doll case	1 ticket per unit	Sewing machine	1 ticket per unit
Antenna	1 ticket per unit	Fishing rod	1 ticket per 5 units	Shoe rack	1 ticket per unit
Astronomical telescope	1 ticket per unit	Fish tank/aquarium	1 ticket per unit	Sideboard	1 ticket per unit
Attache case	1 ticket per unit	Futon (duvet/bedding)	1 ticket per 3 units	Sink (for outdoor use)	1 ticket per unit
Baby bath	1 ticket per unit	Futon Dryer	1 ticket per unit	Ski Equipment(w/ boots, poles, etc.)	1 ticket per unit
Bamboo blinds/screen	1 ticket per unit	Gas stove	1 ticket per unit	Slated wood boards (sunoko)	1 ticket per unit
Barbeque (w/ tongs and mesh grill)	1 ticket per unit	Gas stand	1 ticket per unit	Slide (indoor for toddlers/outdoor)	1 ticket per unit
Bed (excluding nursing beds)	1 ticket per unit	Golf clubs (w/ bag, up to 14)	1 ticket per set	Snowboard (w/ boots, etc.)	1 ticket per unit
Bed mat	1 ticket per unit	Health appliances	1 ticket per unit	Sofa	1 ticket per unit
Bench	1 ticket per unit	Heater meter	1 ticket per unit	Speaker	1 ticket per unit
Bicycle	1 ticket per unit	Heater (gas, kerosene, fan)	1 ticket per unit	Stepladder (folding, 2.5 meters or less)	1 ticket per unit
Blinds	1 ticket per unit	Hot air machine	1 ticket per unit	Stereo set	1 ticket per unit
Bodyboard	1 ticket per unit	Humidifier	1 ticket per unit	Storage shelf	1 ticket per unit
Bookcase (w/ shelves)	1 ticket per unit	Instruments	1 ticket per unit	Sitting chair	1 ticket per 3 units
Blankets	1 ticket per 5 units	Ironing board	1 ticket per unit	Stove (gas, oil, no batteries & fuel, electric type)	1 ticket per unit
Brush cutter (weed whacker)	1 ticket per unit	Karaoke set	1 ticket per unit	Stroller	1 ticket per unit
Buddhist altar (for home use)	1 ticket per unit	Keyboard	1 ticket per unit	Stuffed animal	1 ticket per unit
Cassette deck	1 ticket per unit	Kickboard	1 ticket per unit	Silver car (hand push)	1 ticket per unit
Carpet	1 ticket per unit	Knitting machine set	1 ticket per unit	Surfboard	1 ticket per unit
Carry bag	1 ticket per unit	Kotatsu (w/ quilt)	1 ticket per unit	Swingset	1 ticket per unit
Chair (w/ arm rest)	1 ticket per unit	Ladder	1 ticket per unit	Table (low)	1 ticket per unit
Chair (w/o arm rest, small)	1 ticket per 3 units	Large clocks	1 ticket per unit	Table (for home or leisure use)	1 ticket per unit
Chandelier	1 ticket per unit	Large pillows	1 ticket per unit	Tea cart	1 ticket per unit
Chest arrangements (Japanese/Western)	1 ticket per unit	Lawn mower	1 ticket per unit	Tea chest/box	1 ticket per unit
Child seat	1 ticket per unit	Locker (home use)	1 ticket per unit	Telephone stand	1 ticket per unit
Color box	1 ticket per unit	Massager	1 ticket per unit	Tent	1 ticket per unit
Combination microwave oven	1 ticket per unit	Mattress	1 ticket per unit	Trolley	1 ticket per unit
Cooler box	1 ticket per unit	Metal bats	1 ticket per 5 bats/units	Tricycle	1 ticket per unit
Cooling unit (removes fluorocarbon type)	1 ticket per unit	Microwave oven	1 ticket per unit	Tuner	1 ticket per unit
Costume case	1 ticket per unit	Mirror stand (including 3 sided mirror)	1 ticket per unit	TV stand	1 ticket per unit
Computer stand	1 ticket per unit	Mirror (full-length)	1 ticket per unit	Umbrella stand	1 ticket per unit
Curtain	1 ticket per 5 units	Mochi-making machine/pounder	1 ticket per unit	Unicycle	1 ticket per unit
Curtain rail	1 ticket per 2 poles/units	Organ (w/ seat)	1 ticket per unit	Vacuum	1 ticket per unit
Cushion/Japanese Cushion	1 ticket per 5 units	Pants press	1 ticket per unit	Video deck	1 ticket per unit
Cushion Cover	1 ticket per 5 units	Parasol	1 ticket per unit	Wagon	1 ticket per unit
Dehumidifier (one that removes freon gas)	1 ticket per unit	Pet carrier	1 ticket per unit	Walker	1 ticket per unit
Desk	1 ticket per unit	Pedal wheel	1 ticket per unit	Water bed (w/o water)	1 ticket per unit
Dishwasher (except for built in types)	1 ticket per unit	Pressure washer (home use/pet)	1 ticket per unit	Water cooler (free of freon gas)	1 ticket per unit
Dog house	1 ticket per unit	Printer (for home use)	1 ticket per unit	Water dispenser (free of freon gas)	1 ticket per unit
Dresser	1 ticket per unit	Plastic containers (anything over 20 L)	1 ticket per unit	Water purifier	1 ticket per unit
Drying rack/stand (excluding concrete)	1 ticket per rack/stand	Player	1 ticket per unit	Wheelchair (excluding electric type)	1 ticket per unit
Drying rod (w/n 2.5 cm)	1 ticket per 3 units	Picture frame	1 ticket per unit	Word processor	1 ticket per unit
Electric blanket	1 ticket per unit	Radio-cassette player (CD/MD)	1 ticket per unit	Yoshizu (cut into 2.0 m)	1 ticket per unit
Electric carpet	1 ticket per unit	Rack	1 ticket per unit		
Electric Organ (with chair)	1 ticket per unit	Rubber boat	1 ticket per unit		

• If oversized item you want to dispose of is not on the list, please consult.

Bringing garbage to Kamogawa Clean Station

There are no telephones at Kamogawa Clean Station

Reception Time and Day

Weekdays
(including holidays)

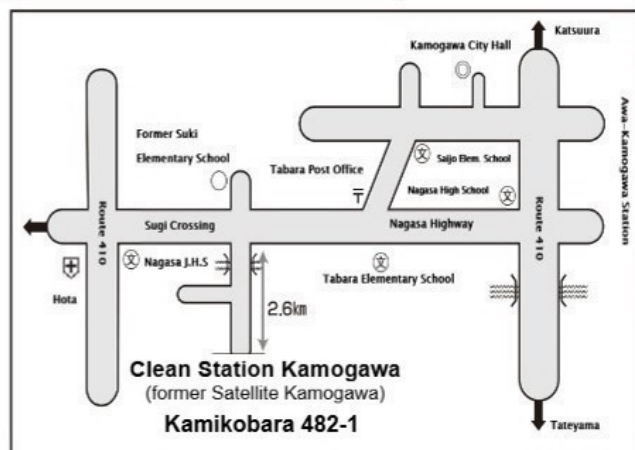
8:30 am to 11:45 am
1:00 pm to 4:00 pm

Sundays

8:30 am to 11:45 am

Guidelines to follow (Please cooperate with the weighing process)

- You need to show your Driver's License or ID at the reception
- Separate all trash into appropriate categories. (Transparent bags can be used for recyclable waste)
- There will be a fee if you don't use the designated bag. The fee will depend on the weight.
- If family members outside the city are bringing garbage from clean up, etc. please contact us. (Bring receipts of utility bills, mail, etc. that shows the location of the garbage pick-up.)
- Please cut grass and trees into 50 cm thick. (in the amount of one light truck)
- No need for designated bag for industrial garbage. This type will be weighed and charged.
- Please be careful when passing large vehicles and passing through the site.
- No need for reservations when you bring oversized wastes directly to Kamogawa Clean Station.



Fee Chart	
Burnable Garbage	10kg – 50 yen (Additional 160 yen for each 10kg over 100kg)
Shredded Waste	10 kg – 70 yen (Additional 160 yen for each 10kg over 100kg)
Oversized Garbage	10kg – 70 yen (No more than 500 yen per item)
Industrial/ Business Waste	10kg – 160 yen (Please consult with Kamogawa Garbage Center beforehand)

● Bring exact amount or coins.

(Rounded to the nearest 10 kg)

Questions: Kamogawa Garbage Center Tel: 04-7093-5300 (closed on weekends & holiday)

Items that are not collected, accepted, & disposed by City Facilities

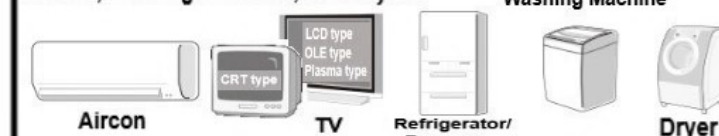
Classification	Kinds
General Items	Propane gas tanks, fire extinguishers, tires, car batteries, concrete, chemicals/medication, safes (vaults), etc.
Construction Materials	Tiles, concrete, iron, wooden boards, steel materials (structural boards, rolled steel), bathtubs, system kitchen, etc.
Machines	Agricultural and fishing machines and parts, bikes, automotive parts
Electric Appliances	Aircons, televisions, refrigerators, freezers, washing machines, medical supplies, computers. (see "Disposing of Household Appliances") Small home appliances such as dehumidifiers and air cooler that use Fluorocarbon.
Business Items	Stock shelves, stockers, showcases, cash registers, medical supplies, copy machines, machinery, machine parts, multifunction print station, etc.
Industrial Items	The 19 materials listed under the Industrial Waste and Waste Processing Law.
Others	Oil, sludge, liquids, powders, hazardous materials, nursing beds, large beds, rocks, water heating units, large animals, mobility scooter, etc.



Please have the items above collected at the store of purchase or have a professional dispose them.

Disposing of household appliances and personal computers

How to dispose Aircon, TV(CRT, OLE, LCD, Plasma Types), Refrigerator, Freezer, Washing Machines, and Dryers.



- Ask the store where you bought it or the dealer where you are replacing it to pick it up.
 - After confirming the manufacturer's name and model number in advance and purchase a recycling ticket at a post office and bring it to the "designated pick up location" (Refer to the guide map below.)
- *If you are unable to transport the item after purchasing a recycling ticket, pay the transportation fee to the following licensed collection and transportation company (marked with ★)

Estimated Recycling Charges per appliance (reference: manufacturing companies as of April 2024)

Aircon (990 yen) **Refrigerator/Freezer** (Large: 4,730 yen; Small: 3,740 yen)
TV (Large: 2,970 yen; Small: 1,870 yen) **Washer/Dryer** (2,530 yen)
*Please check the fees as it varies depending on the manufacturer.
(Prices includes consumption tax)

Designated Pick up Location: Boshu Logistics, Co., Ltd. Tateyama Sales Office

Map to Boshu Butsuryu

Kokubun 912-1, Tateyama City
Tel: 0470-22-4120

Time:
→ 9 am to 12 pm / 1 pm to 5 pm
→ Closed on Sundays and holidays
*Please call in advance to confirm Saturday schedule.

■ If you have questions about the recycling ticket system: General Incorporated Foundation
For details: RKC Association for Electric Home Appliances
Home Appliance Recycling Ticket Center
Closed on Sundays and holidays
Tel: 0120-319640 FAX: 03-3903-7551 Time: 9:00 am to 6:00 pm
http://www.rkc.aeha.or.jp/

□ Computers that are no longer needed can be reused as resources.

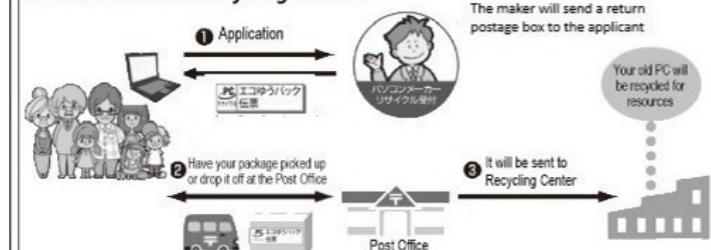
The Computer Manufacturer collects and recycles it.

To apply for collection,
Please contact the reception desk of the computer manufacturer.
(You can also apply from the website)

Target Equipment:
Desktop computers
Notebook computers
CRT Display
CRT Display- Personal computers
LCD Display
LCD Display – Personal computers

Local Governments do not accept collection or application

PC Collection and Recycling Process



PC Personal computers marked with "PCリサイクル" can be recycled with the manufacturer with no disposal fees. Unmarked computers will be charged an additional fee for disposal.

■ For makers that don't offer collection or recycling services, PC3R offers these services for a fee.

For details...
PC3R General Incorporated Foundation
PC3R Promotion Association
http://www.pc3r.jp/
TEL 03-5282-7685 FAX 03-3233-6091

List of Licensed Collection and Transportation Companies

COMPANY NAME	ADDRESS	TELEPHONE
Azuma Kogyo Co., Ltd	Odagaku 882-13	04-7092-3030
Kasuya Shoten	Odagaku 783	04-7093-2836
KTS Co., Ltd	Higashicho 570	04-7092-0900
★Kobayashi Shoten Co., Ltd	Ikeda 148-1	04-7092-0792
Takaki Kogyo	Hiroba 949-3	04-7092-4115

COMPANY NAME	ADDRESS	TELEPHONE
★Tsumamoto Shoten	Hamaogi 430-1	04-7094-2610
★Hori Shoten	Dairi 434-1	04-7092-3503
Marusan Entrepreneurship Co., Ltd	Uttsumi 827-7	04-7093-5304
★Miyama Shoten Co., Ltd	Yokosuka 820	04-7092-0424

★ Company licensed to collect and transport home appliances for recycling.